SUNTECH

Ultra T 2.0

HALF-CELL N-TYPE TOPCon
BIFACIAL DOUBLE-GLASS MODULE
TYPE: STPXXXS-D66-Nsh+



715-735W
POWER OUTPUT

23.3%
MAX EFFICIENCY

Higher value for customers
effectively reduce system BOS cost, achieve lower LCOE, and improve project profitability

Compatible with mainstream trackers
the module design is highly compatible with power plant tracking systems, which offers a cost-effective solution for large power plants

Withstand harsh environments
through the high salt spray LID ammonia resistance test, more adaptable to high temperature, strong wind, ice, snow and salt water corrosion of the climate environment

Superior load-bearing capability
Module certified to withstand **5400 Pa** front side max static test load and **2400 Pa** rear side max static test load *

ISO 14001 Environment Management System
ISO 45001 Occupational Health and Safety
ISO 9001 Quality Management System
SA 8000 Social Responsibility Standards
IEC TS 62941 Guideline for Module Design

IEC 61701 Salt-mist Certification
IEC 62716 Ammonia Certification
IEC 60068-2-68 Dust and Sand
IEC 61730-2 (UL790) Fire Class C

30 years of linear warranty

15 years of product warranty

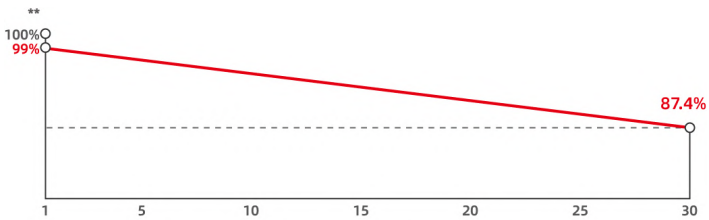

First year power degradation 1% Annual degradation 0.40%

* Please refer to Suntech Standard Module Installation Manual for details.

*** WEEE only for EU market.

** Please refer to Suntech Limited Warranty for details.

**** Suntech reserves the right to the final.

SUNTECH

Ultra T 2.0 STPXXXS-D66-Nsh+ 715-735W

Mechanical Characteristics

Solar Cell	N-type monocrystalline silicon
No. of Cells	132 (6 × 22)
Dimensions	2384 × 1303 × 33 mm (93.9 × 51.3 × 1.3 inches)
Weight	37.3 kg (82.2 lbs.)
Front \ Back Glass	2.0 + 2.0 mm (0.079 + 0.079 inches) semi-tempered glass
Output Cables	4.0 mm², (-) 350 mm and (+) 160 mm in length or customized length
Junction Box	IP68 rated (3 bypass diodes)
Operating Module Temperature	-40 °C to +70 °C
Maximum System Voltage	1500 V DC (IEC)
Connectors	STP-XC4
Maximum Series Fuse Rating	35 A
Power Tolerance	0 ~ + 3%
Refer. Bifaciality Factor	(80 ± 5)%
Frame	Anodized aluminum alloy frame
Packing Configuration	33 pieces per pallet 594 pieces per container /40'HC 1325×1120×2510 mm per pallet 1260 kg per pallet

For tracker installation, please turn to Suntech for mechanical load information.

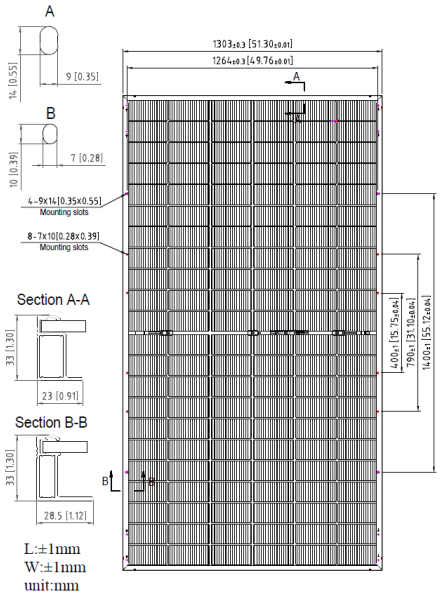

Electrical Characteristics (STC)

Module Type	STP735S-D66-Nsh+	STP730S-D66-Nsh+	STP725S-D66-Nsh+	STP720S-D66-Nsh+	STP715S-D66-Nsh+
Maximum Power (Pmax/W)	735	730	725	720	715
Optimum Operating Voltage (Vmp/V)	41.05	40.85	40.65	40.45	40.25
Optimum Operating Current (Imp/A)	17.90	17.87	17.84	17.81	17.78
Open Circuit Voltage (Voc/V)	49.05	48.85	48.65	48.45	48.25
Short Circuit Current (Isc/A)	18.95	18.91	18.87	18.83	18.79
Module Efficiency (%)	23.7	23.5	23.3	23.2	23.0

STC: Irradiance 1000 W/m², module temperature 25 °C, AM=1.5; Measuring tolerance is within +/- 3%;

Electrical Characteristics (BNPI)

Maximum Power (Pmax/W)	815	809	803	798	792
Optimum Operating Voltage (Vmp/V)	41.00	40.80	40.60	40.40	40.20
Optimum Operating Current (Imp/A)	19.88	19.84	19.79	19.76	19.71
Open Circuit Voltage (Voc/V)	49.31	49.11	48.91	48.71	48.51
Short Circuit Current (Isc/A)	21.00	20.94	20.91	20.86	20.82

BNPI: Irradiance front 1000 W/m2, rear 135 W/m2, module temperature 25 °C, AM=1.5;

Temperature Characteristics

Temperature Coefficient of Pmax	-0.29%/°C
Temperature Coefficient of Voc	-0.25%/°C
Temperature Coefficient of Isc	0.046%/°C

Information on how to install and operate this product is available in the installation instruction. All values indicated in this data sheet are subject to change without prior announcement. The specifications may vary slightly . All specifications are in accordance with standard EN 50380. Color differences of the modules relative to the figures as well as discolorations of/in the modules which do not impair their proper functioning are possible and do not constitute a deviation from the specification.

Graphs

Current-Voltage & Power-Voltage (715W)

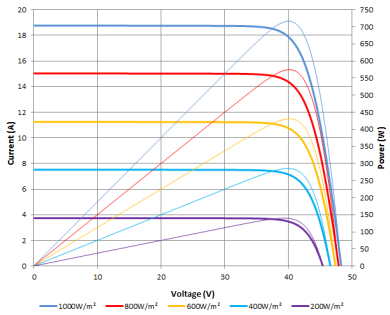

©Copyright 2026 Suntech